

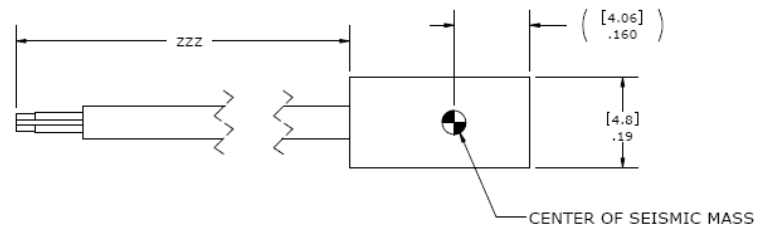
Model 52M30 Accelerometer

Small Size, Light Weight
Jacketed & Shielded Cable
Silicon MEMS Technology
 $\pm 50g$ to $\pm 6000g$ Ranges



The **Model 52M30** accelerometer has an advanced piezoresistive MEMS sensing element which offers excellent dynamic range and stability. This unit features a full bridge output with an operating temperature range from -40 to $+90^{\circ}\text{C}$ and measurement ranges of $\pm 50g$ to $\pm 6,000g$. A slight amount of gas damping provides outstanding shock survivability and a flat amplitude response to 7kHz .

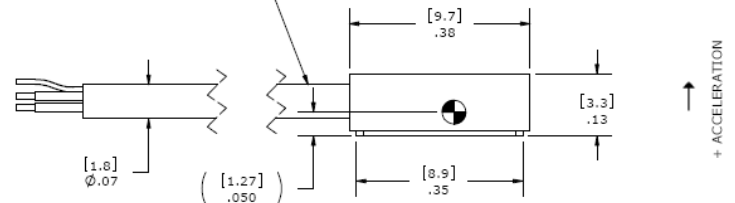
dimensions



FEATURES

- 2-10 Vdc Excitation
- $\pm 50g$ to $\pm 6,000g$ Ranges
- DC Response
- $\pm 10,000g$ Shock Protection
- Transverse Sensitivity $< 3\%$
- 26kHz Resonant Frequency
- Linearity $\pm 1\%$
- Output Ratiometric to Excitation

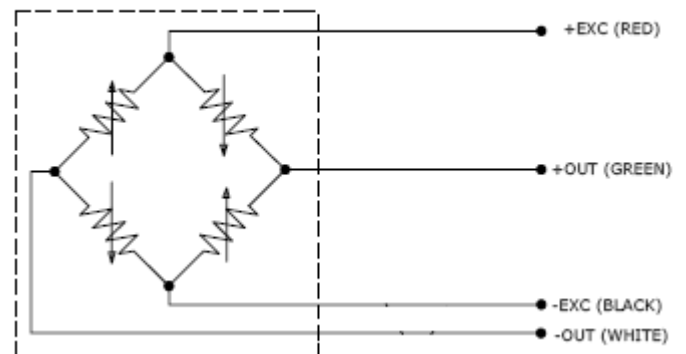
4x, #32 AWG CONDUCTORS PFA INSULATED,
BRAIDED SHIELD, POLYURETHANE JACKET



APPLICATIONS

- Automotive crash testing
- High impact research
- Biomechanical studies
- Shock testing

ACCELEROMETER COVER



Model 52M30 Accelerometer

performance specifications

All values are typical at $\pm 24^{\circ}\text{C}$, 100 Hz and 10 Vdc excitation unless otherwise stated. Measurement Specialties reserves the right to update and change these specifications without notice. Standard product parameters are described in PSC-1004 for Plug & Play DC Accelerometers.

Parameters

DYNAMIC

	± 50	± 200	± 500	± 2000	± 6000	Notes
Range(g)						
Sensitivity (mV/g) ¹	2.0	0.9	0.4	0.15	0.10	
Frequency Response (Hz)	0-400	0-600	0-800	0-2000	0-3000	$\pm 2\%$
	0-1000	0-1400	0-2000	0-5000	0-5000	$\pm 5\%$
	0-1400	0-1900	0-2800	0-7000	0-7000	$\pm 1\text{dB}$
Resonant Frequency (Hz)	4000	8000	15000	26000	26000	
Non-Linearity (% FSO)	± 1	± 1	± 1	± 1	± 1	
Transverse Sensitivity (%)	< 3	< 3	< 3	< 3	< 3	
Shock Limit (g)	5000	5000	5000	5000	10000	

ELECTRICAL

Zero Acceleration Output (mV)	$< \pm 50$					
Excitation (Vdc)	2 to 10					
Input Resistance	2400-6000					
Output Resistance (Ω)	2400-6000					
Insulation Resistance ($\text{M}\Omega$)	> 100					@100Vdc
Ground Isolation	Isolated from mounting surface					

ENVIRONMENTAL

Thermal Zero Shift (%FSO/ $^{\circ}\text{C}$ (%FSO/ $^{\circ}\text{F}$))*	$\pm 0.05 (\pm 0.03)$					0°C to $+50^{\circ}\text{C}$
Thermal Sensitivity Shift (%/ $^{\circ}\text{C}$ (%/ $^{\circ}\text{F}$))*	$-0.20 \pm 0.05 (-0.11 \pm 0.03)$					0°C to $+50^{\circ}\text{C}$
Operating Temperature ($^{\circ}\text{C}$)	-40 to +90					
Storage Temperature ($^{\circ}\text{C}$)	-40 to +90					
Humidity	Epoxy Sealed, IP61					

PHYSICAL

Case Material	Anodized Aluminum					
Cable (Integral 30 Foot Cable)	4x #32 AWG PFA Insulated, Braided Shield, PU Jacket					
Weight (grams)	0.5					Cable not included
Mounting	Adhesive					

¹ Output is ratiometric to excitation voltage

Calibration supplied: CS-SENS-0100 NIST Traceable Amplitude Calibration at 100Hz

Optional accessories: AC-D02346 Triaxial Mounting Block
121 3-Channel Precision Low Noise DC Amplifier
140 Auto-zero Inline Amplifier

ordering info

PART NUMBERING Model Number+Range+Cable Length+Options

52M30-GGGG-CCC-ZZ

| | | Options
| | Cable (360 is 360 inches)
| Range (0500 is 500 g)

Optional Dash Numbers

-01 5Vdc Calibration
-02 2Vdc Calibration

Example: 52M30-0500-360
Model 52M30, 500g Full Scale Range, 360 inches cable, No Options

联系方式



深圳市亿为测控电子有限公司
Shenzhen Bill-Well Measurement & Control Electronics Co., Ltd.

广东省深圳市南山区创业路怡海广场东座2407 邮编：518000

电话：+86 755 2641 9890 传真：+86 755 2641 9680

电子邮箱：sales@bill-well.com